




Ignition Plug Set Wiring Diagram

Part No. FR20118-5



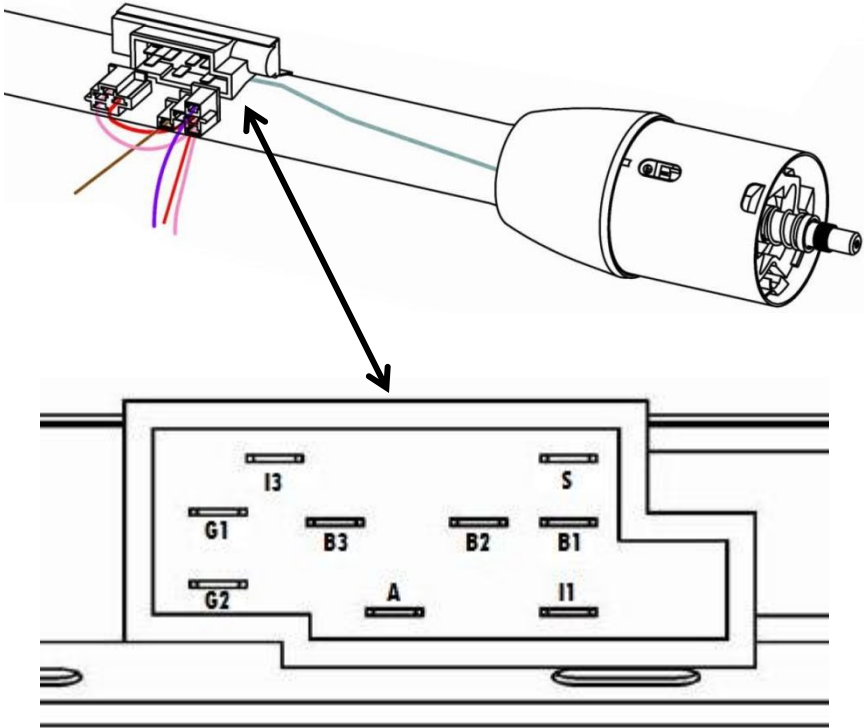
The Ignition Plug Set (FR20118-5) is designed to adapt your wiring harness to a Flaming River Keyed ignition-style column. This kit includes one wiring harness with two connectors designed to plug directly into your column's ignition switch.

Visit **FlamingRiver.com** for Tech Tips

Call Us Toll Free
Telephone: 1-800-648-8022
Fax: 1-800-243-5263

P/N: 102575, Rev A

Ignition Plug Set Wiring Diagram




Description	Pin Number	Wire Color
Ignition	I1, I3	Pink
Solenoid	S	Purple
ACC	A	Brown
Battery	B1, B2, B3	Red
Ground	G1, G2	(No wired connection)



Ignition Plug Set Wiring Diagram

Part No. FR20118-5



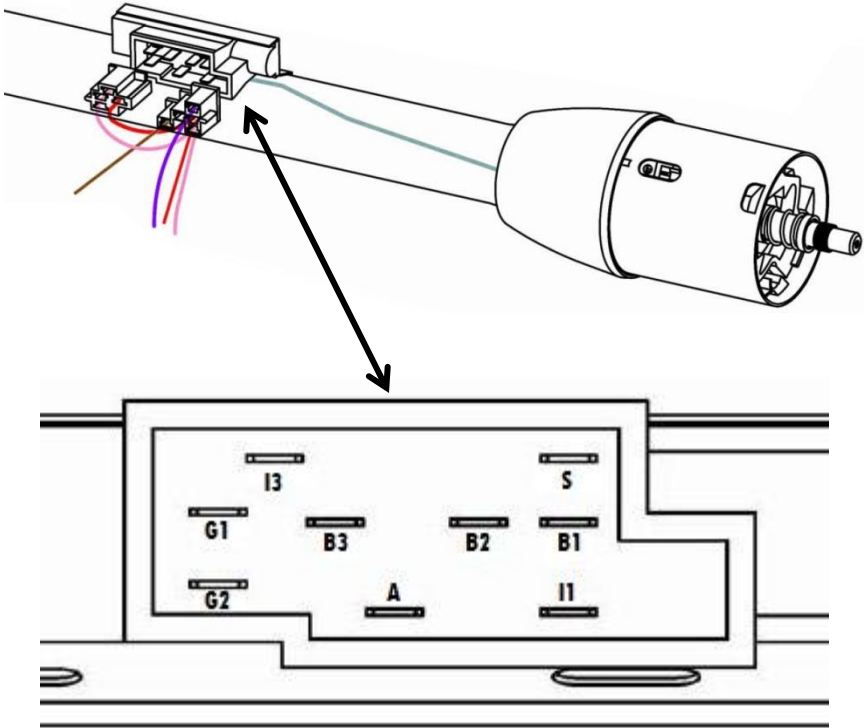
The Ignition Plug Set (FR20118-5) is designed to adapt your wiring harness to a Flaming River Keyed ignition-style column. This kit includes one wiring harness with two connectors designed to plug directly into your column's ignition switch.

Visit **FlamingRiver.com** for Tech Tips

Call Us Toll Free
Telephone: 1-800-648-8022
Fax: 1-800-243-5263

P/N: 102575, Rev A

Ignition Plug Set Wiring Diagram



Description	Pin Number	Wire Color
Ignition	I1, I3	Pink
Solenoid	S	Purple
ACC	A	Brown
Battery	B1, B2, B3	Red
Ground	G1, G2	(No wired connection)