

COSTUMER CONTACT INFORMATION

Name:

Company Name:

Address:

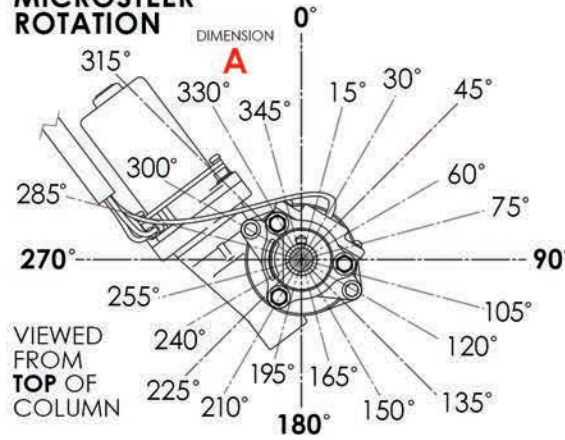
City, State, Zip:

Phone: Fax:

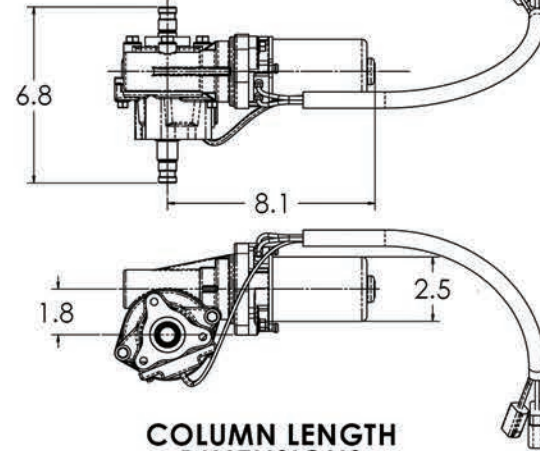
Email:

Vehicle:
(Make/Model/Year)

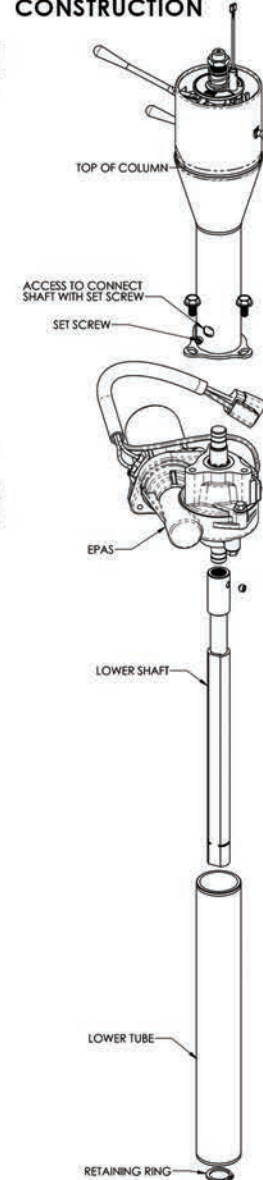
MICROSTEER ROTATION



MICROSTEER DIMENSIONS



COLUMN CONSTRUCTION



CUSTOM COLUMN SPECIFICATIONS

DIMENSION A: Microsteer Clocking (DEGREES)
NOTE: THIS CANNOT BE MOVED ONCE THE COLUMN HAS BEEN MANUFACTURE. TO ADJUST THE ROTATION A NEW TOP COLUMN WOULD HAVE TO BE BUILT.

DIMENSION B: Wire Slot Location (IN)

DIMENSION C: Wire Slot Rotation (DEGREES)

DIMENSION D: Top Column Length (IN)

DIMENSION E: Bottom Column Length (IN)

DIMENSION F: Overall Column Length (IN)

TUBE DIAMETER: 1.75" 2.00"

OUTPUT SHAFT: 1" DD 1"- 48 3/4"- 36

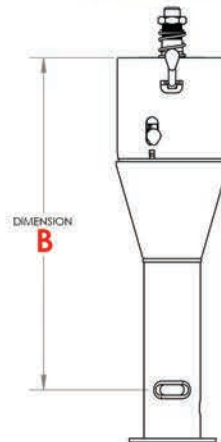
STEERING WHEEL: Aftermarket GM 1969-93 Ford 1965-70

COLUMN FINISH: PAINTABLE MILL BLACK POWDER COAT POLISHED

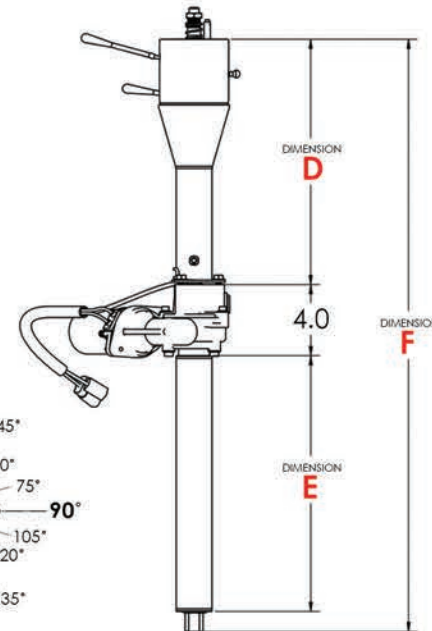
CUSTOM POWDER COAT - RAL COLOR #

COMMENTS:

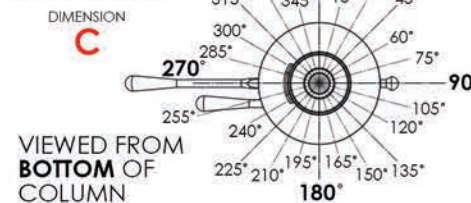
WIRE SLOT LOCATION



COLUMN LENGTH DIMENSIONS



WIRE SLOT ROTATION



CUSTOMER APPROVAL - PLEASE SIGN & DATE

Signature:

Date:

CUSTOMER APPROVAL - PLEASE SIGN & DATE

Sales Order #:

Salesperson: Builder:

Production: Checked By: